





Percentage of Average Annual Precipitation November to March

1991-2020

% of Average Annual

	< 12.5		22.5 to 25
	12.5 to 15		25 to 27.5
	15 to 17.5		27.5 to 30
	17.5 to 20		30 to 35
	20 to 22.5		35 to 40

Weather data was assembled and quality controlled by Agriculture and Irrigation then interpolated to township centres using AbClima-3.6



Alberta

Compiled by Alberta Agriculture and Irrigation, Natural Resource Management Branch
Created on November 27, 2024